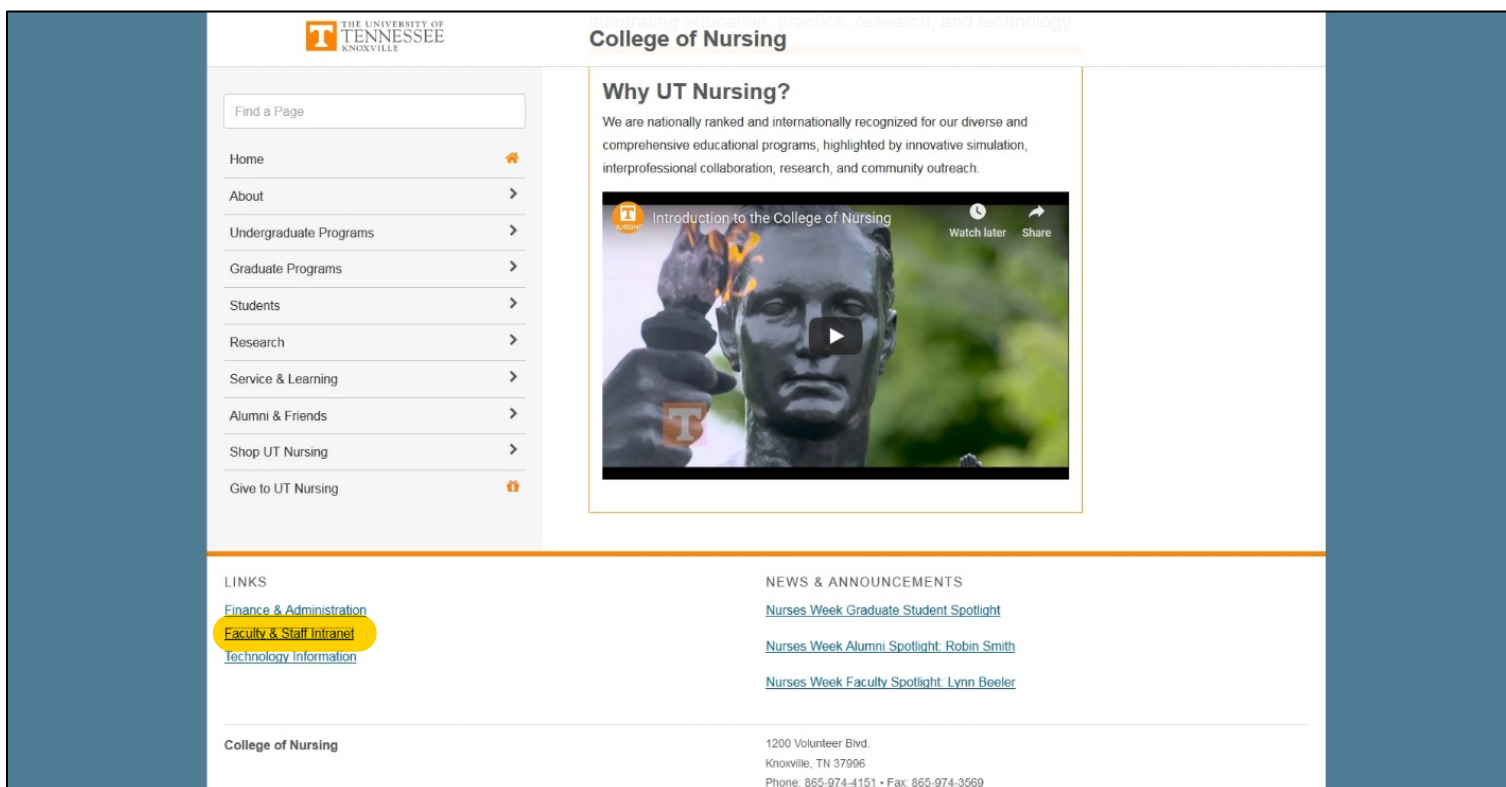


Access Denied Error for CON Intranet – fixed

Follow the instructions below to access the CON Intranet, even if you initially get an Access Denied message.

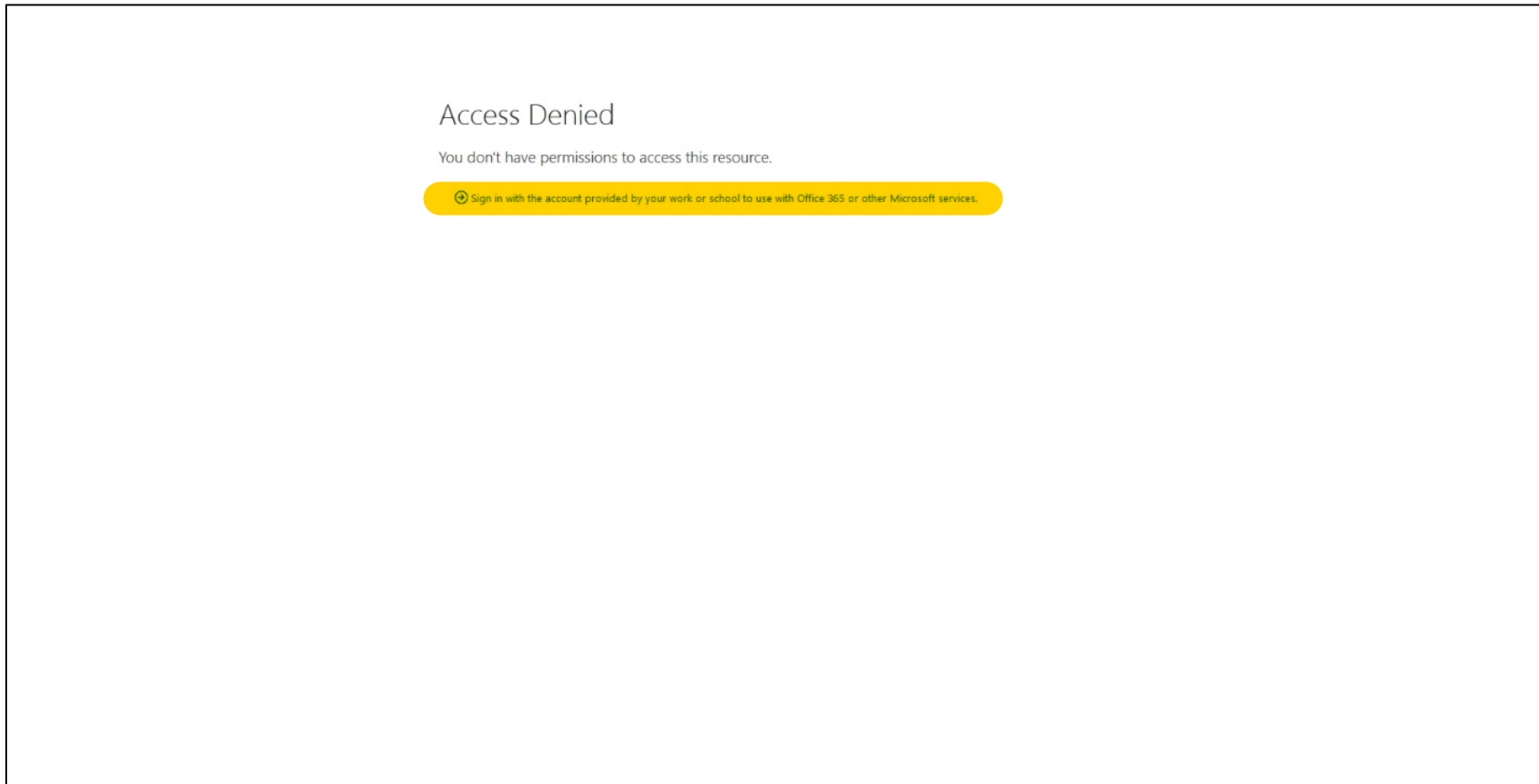
Step 1



The screenshot displays the website for the College of Nursing at The University of Tennessee, Knoxville. The page features a navigation menu on the left with options like Home, About, Undergraduate Programs, Graduate Programs, Students, Research, Service & Learning, Alumni & Friends, Shop UT Nursing, and Give to UT Nursing. The main content area includes a video titled 'Introduction to the College of Nursing' and a section titled 'Why UT Nursing?' with a brief description of the college's programs. The footer contains a 'LINKS' section with the following items: Finance & Administration, Faculty & Staff Intranet (highlighted in yellow), and Technology Information. The 'NEWS & ANNOUNCEMENTS' section lists three items: Nurses Week Graduate Student Spotlight, Nurses Week Alumni Spotlight: Robin Smith, and Nurses Week Faculty Spotlight: Lynn Beeler. The footer also includes the college's name and contact information: 1200 Volunteer Blvd., Knoxville, TN 37996, Phone: 865-974-4151 • Fax: 865-974-3569.

From the Nursing website (<http://nursing.utk.edu>) click on the Faculty & Staff Intranet link (<http://tiny.utk.edu/CONintranet>) in the footer of the home page.

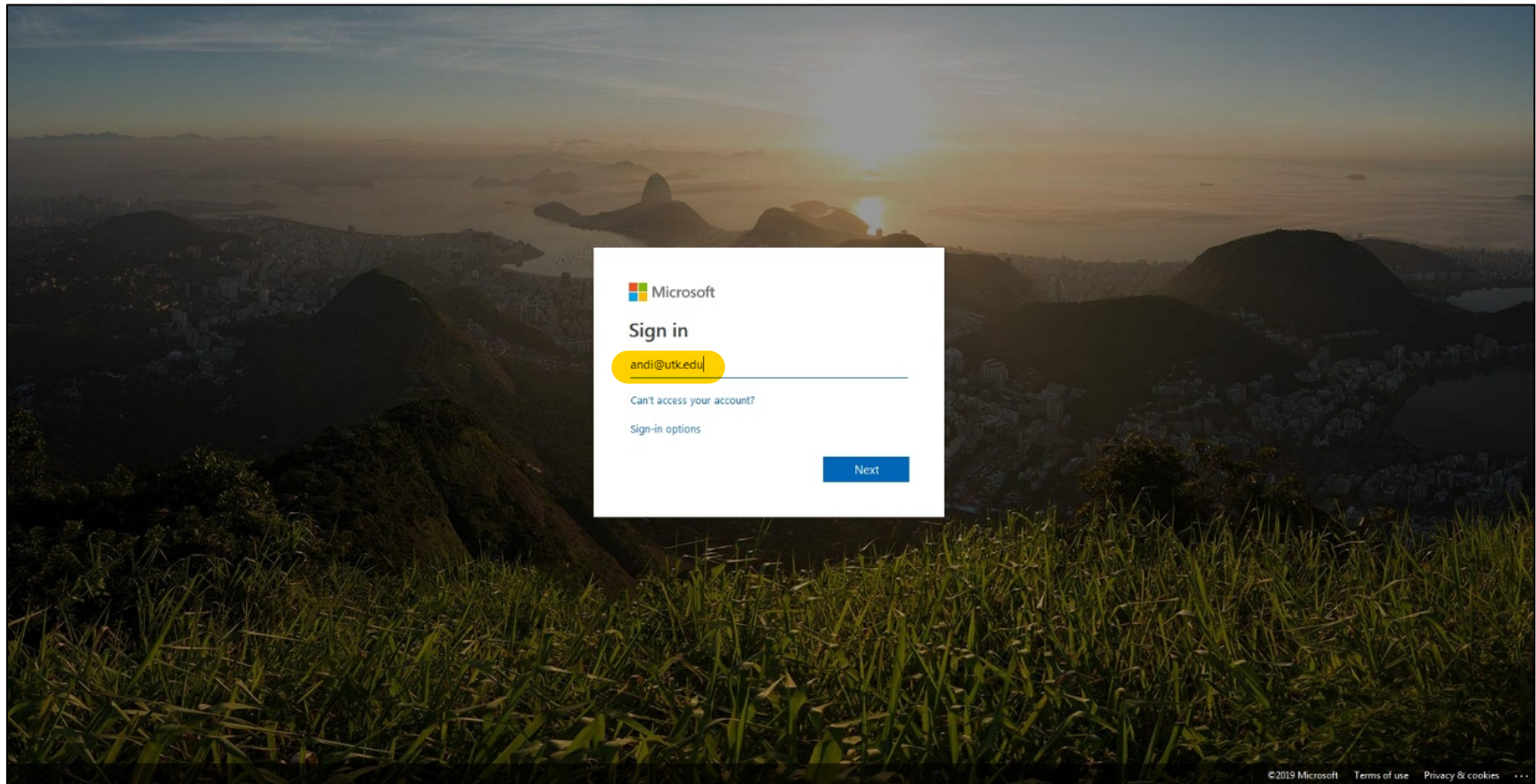
Step 2



If you are not already logged in to Office 365 on the browser you are using, you will get an Access Denied message. Click on the Sign in... link to continue.

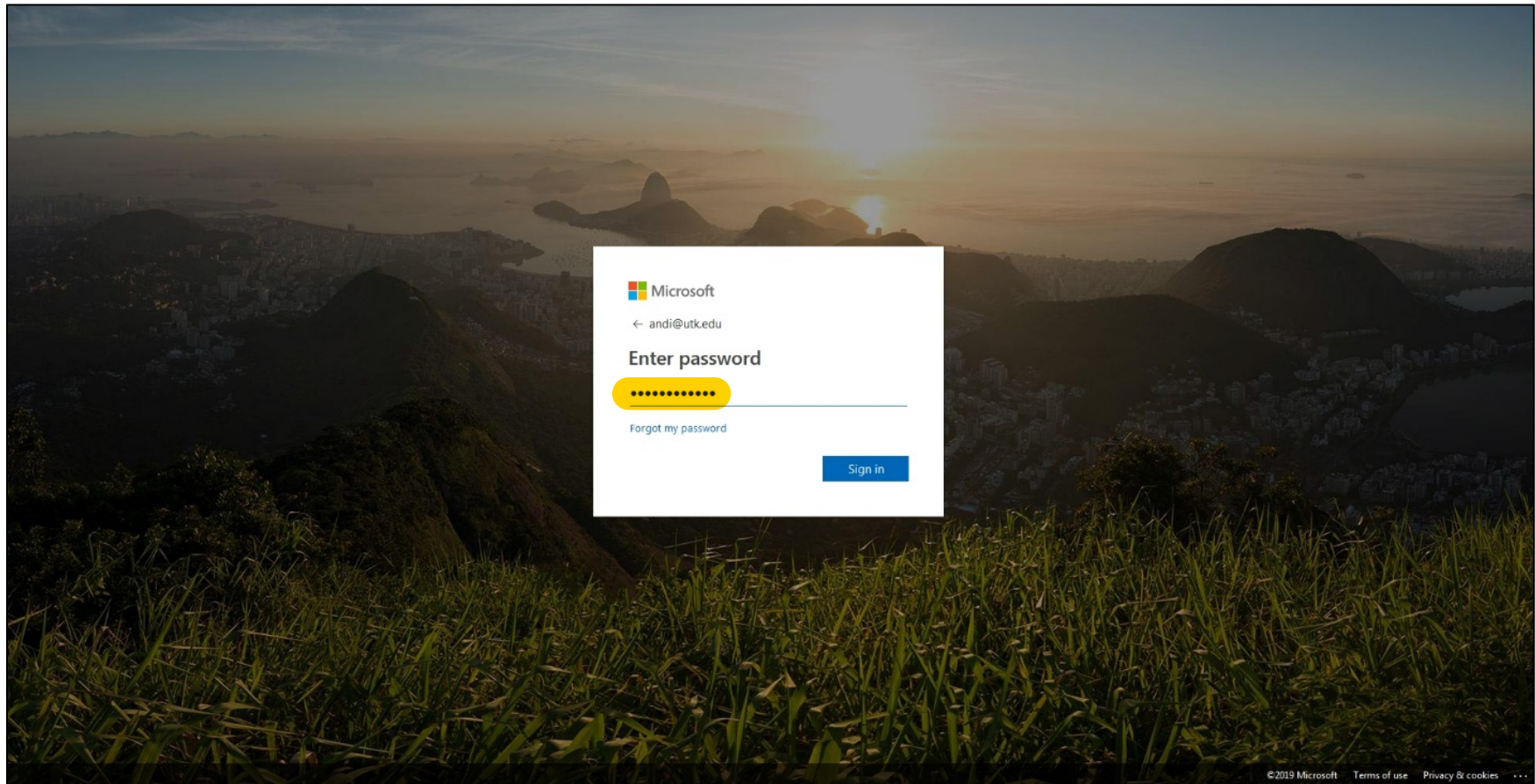
If you ARE already logged in to Office 365, you will be taken directly to step 5.

Step 3



Sign in to your UTK Microsoft Office 365 account using your UTK email address (ex. netid@utk.edu).

Step 4



When prompted, enter your password for your UTK credentials (your UTK email password).

Step 5

The screenshot shows the OneDrive web interface. The left sidebar displays the 'College of Nursing' folder structure, including 'Files', 'Our files', and 'Shared libraries'. The main content area shows a list of files and folders under the 'Website Intranet' folder. The list includes various documents such as 'Award Information', 'By-Laws', 'Committee Meetings', 'Dean's Presentations', 'Faculty & Director Meetings', 'Faculty Handbook', 'Forms', 'Internal Intranet', 'Program Evaluation', 'Program Handbooks', 'Promotion Criteria', 'Simulation', and 'Standards'. There are also two files: 'Bio Template for website.docx' and 'liveutk-my.sharepoint.com.url'. The interface includes a search bar, navigation buttons (Share, Copy link, Download, Sync), and a user profile icon in the top right corner.

Name	Modified	Modified By	File Size	Sharing
Award Information	September 11, 2017	College of Nursing		Shared
By-Laws	June 21, 2017	College of Nursing		Shared
Committee Meetings	June 21, 2017	College of Nursing		Shared
Dean's Presentations	August 18, 2017	College of Nursing		Shared
Faculty & Director Meetings	January 7	College of Nursing		Shared
Faculty Handbook	June 21, 2017	College of Nursing		Shared
Forms	June 21, 2017	College of Nursing		Shared
Internal Intranet	December 11, 2018	College of Nursing		Shared
Program Evaluation	June 21, 2017	College of Nursing		Shared
Program Handbooks	July 25, 2017	College of Nursing		Shared
Promotion Criteria	June 21, 2017	College of Nursing		Shared
Simulation	December 12, 2018	College of Nursing		Shared
Standards	June 21, 2017	College of Nursing		Shared
Bio Template for website.docx	September 5, 2018	College of Nursing	12.2 KB	Shared
liveutk-my.sharepoint.com.url	June 21, 2017	College of Nursing	268 bytes	Shared

You will then see the Website Intranet and the folders available to you for viewing. Double click to open folders and view the files inside.